

Snapchat Storyboard


By  ShaunAyala

Story Title: _____


Date: _____

Launch Date: _____


Use the below as a template to put your next story ideas to paper. Print as many as needed to complete your story idea. Fill out the info for each frame, it will guide you when you're ready to go LIVE using the Snapchat app.



Snap#: _____
Snap: Video or Image
Image Seconds: _____
Picture of picture?: Y N




Snap#: _____
Circle one: Video or Image
Image Seconds: _____
Picture of picture?: Y N




Snap#: _____
Circle one: Video or Image
Image Seconds: _____
Picture of picture?: Y N



Snap#: _____
Circle one: Video or Image
Image Seconds: _____
Picture of picture?: Y N



Snap#: _____
Snap: Video or Image
Image Seconds: _____
Picture of picture?: Y N



Snap#: _____
Circle one: Video or Image
Image Seconds: _____
Picture of picture?: Y N



Snap#: _____
Circle one: Video or Image
Image Seconds: _____
Picture of picture?: Y N



Snap#: _____
Circle one: Video or Image
Image Seconds: _____
Picture of picture?: Y N

NOTES

Put ideas on paper. Tell your story.

Questions?
Snap me!



ShaunAyala